

Image not found.

Food Price Index: September 2018

Table of Contents

Food Price Index: September 2018	9
Prices	9
Stats NZ	9
Related Materials	9
Other	9
Food Price Index Series September 2018	9
Prices	10
Statistics New Zealand	10
Concepts	10
Food Price Index	10
Food Price Index	10
Price Index - Price Index	10
Expenditure weights	11
Outlet weights	11
Index reference	11
Seasonally adjusted series	11
Upward/downward contributions	11
Price Index Concepts	11
Acquisitions approach	12
Basket	12
Bias	12
Elementary aggregates	12
Expenditure Weights	12
Hedonic method	13
Index number	13
Index reference period	13
Indexes	13
Imputed price	13
Laspeyres price index	13
Payments approach	13
Price reference period	14
Pure price change	14
Quality adjustment	14
Reweighting	14
Scanner data	14
Seasonal products	14
Use approach	14

Weight reference period	15
Universes	15
Food Price Index	15
Food Price Index	15
Variables	15
FPI published variables September 2018	15
SE9011 - Fruit and vegetables	16
SE901101 - Fruit	16
SE901102 - Vegetables	16
SE9012 - Meat, poultry, and fish	16
SE901201 - Meat and poultry	16
SE9012011 - Beef and veal	16
SE9012012 - Pork	16
SE9012013 - Mutton, lamb, and hogget	16
SE9012014 - Poultry	17
SE9012016 - Preserved, prepared, and processed meat	17
SE901202 - Fish and other seafood	17
SE9013 - Grocery food	17
SE901301 - Bread and cereals	17
SE9013011 - Bread	17
SE9013012 - Cakes and biscuits	17
SE9013013 - Breakfast cereals	17
SE9013014 - Pasta products	17
SE9013015 - Pastry cook-products	18
SE9013016 - Other cereal products	18
SE901302 - Milk, cheese, and eggs	18
SE9013021 - Fresh milk	18
SE9013022 - Preserved milk	18
SE9013023 - Yoghurt	18
SE9013024 - Cheese	18
SE9013025 - Other milk products	18
SE9013026 - Eggs	18
SE901303 - Oils and fats	19
SE901304 - Food additives and condiments	19
SE901305 - Confectionery, nuts, and snacks	19
SE901306 - Other grocery food	19
SE9014 - Non-alcoholic beverages	19
SE901401 - Coffee, tea, and other hot drinks	19
SE901402 - Soft drinks, waters, and juices	19
SE9015 - Restaurant meals and ready-to-eat food subgroup	19

SE901501 - Restaurant meals	19
SE901502 - Ready-to-eat food	19
SE901 - Food group	20
FPI weighted prices published variables September 2018	20
SAP0100 - Oranges	23
SAP0101 - Bananas	23
SAP0102 - Apples	23
SAP0103 - Kiwifruit	23
SAP0104 - Sultanas	23
SAP0105 - Peaches, canned	23
SAP0106 - Lettuce	24
SAP0107 - Broccoli	24
SAP0108 - Cabbage	24
SAP0109 - Tomatoes	24
SAP0110 - Carrots	24
SAP0111 - Mushrooms	24
SAP0112 - Potatoes	24
SAP0113 - Peas, frozen	24
SAP0114 - Beef steak, blade	24
SAP0115 - Beef steak, porterhouse/sirloin	25
SAP0116 - Beef, mince	25
SAP0117 - Pork, loin chops	25
SAP0118 - Lamb, chops	25
SAP0120 - Sausages	25
SAP0121 - Tuna, canned	25
SAP0123 - Biscuits, chocolate	25
SAP0122 - Bread, white sliced loaf	25
SAP0124 - Breakfast biscuits	25
SAP0125 - Flour, white	25
SAP0126 - Rice, long grain, white	26
SAP0127 - Milk, standard homogenised	26
SAP0128 - Yoghurt, flavoured	26
SAP0129 - Cheese, mild cheddar	26
SAP0130 - Eggs	26
SAP0131 - Butter, salted	26
SAP0132 - Sugar, white	26
SAP0134 - Chocolate, block	27
SAP0136 - Spaghetti, canned	27
SAP0137 - Coffee, instant	27
SAP0138 - Tea bags	27

SAP0139 - Soft drink	27
SAP0140 - Bottled water	27
SAP0142 - Fish and chips	27
SAP0143 - Meat pie, hot	27
SAP0144 - Fruit juice, apple based	27
SAP0145 - Potato crisps	27
SAP0146 - Tomato sauce, canned	28
SAP0147 - Bacon, middle rashers	28
SAP0148 - Chicken breast	28
SAP0149 - Bread - white sliced loaf	28
SAP0151 - Dried apricots	28
SAP0152 - Avocado	28
SAP0153 - Baby food	28
SAP0154 - Beans	28
SAP0155 - Bread rolls, filled, hot	28
SAP0156 - Hamburger buns	28
SAP0157 - Breakfast drink	29
SAP0158 - Burger	29
SAP0159 - Soup, canned	29
SAP0160 - Capsicums	29
SAP0161 - Cauliflower	29
SAP0162 - Celery	29
SAP0164 - Cheese, camembert	29
SAP0165 - Cheese, processed slices	29
SAP0166 - Chicken, cooked, whole	29
SAP0167 - Chicken pieces	30
SAP0168 - Chicken, whole, frozen	30
SAP0169 - Chicken nuggets	30
SAP0170 - Chilled fruit juice	30
SAP0172 - Chocolate, boxed	30
SAP0173 - Chocolate, blocks	30
SAP0174 - Chocolate, novelty bar	30
SAP0176 - Corn flakes	30
SAP0177 - Corned beef	30
SAP0178 - Courgettes	30
SAP0179 - Crackers	31
SAP0180 - Cream	31
SAP0181 - Cucumber	31
SAP0182 - Dessert, frozen	31
SAP0183 - Flavoured drink powder	31

SAP0184 - Dried pasta	31
SAP0185 - Drinking chocolate	31
SAP0186 - Milk, calcium enriched	31
SAP0187 - Fish fillets, frozen	31
SAP0188 - Flat bread	31
SAP0189 - Eggs, free range	32
SAP0190 - Fresh fish	32
SAP0191 - Fresh pasta	32
SAP0192 - Takeaway chicken	32
SAP0193 - Berries, frozen	32
SAP0194 - Grapes	32
SAP0195 - Coffee, ground	32
SAP0197 - Honey	32
SAP0198 - Hot chips	32
SAP0199 - Hummus dip	32
SAP0200 - Ice block	33
SAP0201 - Ice cream	33
SAP0202 - Ice cream, novelty	33
SAP0203 - Infant formula	33
SAP0204 - Jam	33
SAP0205 - Kumara	33
SAP0207 - Mandarins	33
SAP0208 - Mussels, marinated	33
SAP0209 - Meat pies, chilled	33
SAP0210 - Mixed vegetables	33
SAP0211 - Muesli	34
SAP0212 - Muesli bars	34
SAP0213 - Mussels, live	34
SAP0214 - Sandwich	34
SAP0215 - Olive oil	34
SAP0216 - Onions	34
SAP0217 - Orange juice	34
SAP0219 - Packaged cake slice	34
SAP0220 - Parsnips	34
SAP0221 - Packaged meal	34
SAP0222 - Pasta sauces	34
SAP0223 - Pastry sheets, frozen	34
SAP0224 - Pears	34
SAP0225 - Pineapple pieces	35
SAP0226 - Pineapple	35

SAP0227 - Plain biscuits	35
SAP0228 - Potato fries, frozen	35
SAP0229 - Prawns, frozen	35
SAP0230 - Prepared meals, frozen	35
SAP0231 - Pumpkin	35
SAP0232 - Roasting lamb and hogget	35
SAP0233 - Roasting pork	35
SAP0234 - Salad, packaged	35
SAP0235 - Salami	35
SAP0236 - Salmon, canned	35
SAP0238 - Soft drink, poured	35
SAP0239 - Soft drink, bottle	36
SAP0240 - Soy milk	36
SAP0241 - Soy sauce	36
SAP0242 - Sports energy drink, bottle	36
SAP0243 - Sports energy drink, can	36
SAP0244 - Two minute noodles	36
SAP0245 - Peanut butter	36
SAP0246 - Sweets	36
SAP0247 - Cakes and biscuits, takeaway	36
SAP0248 - Coffee, takeaway	36
SAP0249 - Cookie, takeaway	36
SAP0251 - Muffin, takeaway	36
SAP0252 - Pizza, takeaway	36
SAP0253 - Salad, takeaway	36
SAP0254 - Tea, takeaway	37
SAP0256 - Tomatoes, canned	37
SAP0257 - Vinegar	37
SAP0258 - Bread, wheatmeal	37
SAP0259 - Bread, wholemeal	37
SAP0260 - Fresh herbs	37
SAP0261 - Olives	37
SAP0262 - Tea bags, flavoured	37
SAP0263 - Pizza, fresh or frozen	37
SAP0264 - Margarine	37
SAP0265 - Mayonaise	37
SAP0266 - Dried mixed herbs	37
SAP0267 - Peanuts	37
SAP0268 - Ham	38
SAP0269 - Chewing gum	38

Data Collections	38
Food Price Index Series 2017	38
Methodology	38
Conceptual Variables	41
Food Price Index Series 2017	41
Food group	42
Fruit and vegetables	42
Grocery food	42
Meat, poultry, and fish	42
Non-alcoholic beverages	42
Restaurant meals and ready-to-eat food	42

Food Price Index: September 2018

Title

Food Price Index: September 2018

Alternate title

FPI

Publication date

10/11/2018 12:00:00 AM

Copyright

Stats NZ

Prices

Name

Prices

Unnamed item

Stats NZ

Name

Stats NZ

Unnamed item

Related Materials

Other

- [Food Price Index: September 2018](#)

Subjects	Macroeconomic statistics, Economic accounts, Prices
Keywords	Food, Price, Fruit, Vegetables, Meat, Poultry, Fish, Seafood, Grocery, Beverages, Restaurant
Date	2018-09

Food Price Index Series September 2018

Title

Food Price Index Series September 2018

Alternate title

FPI

Copyright

Statistics New Zealand

Prices

Name

Prices

Unnamed item

Statistics New Zealand

Name

Statistics New Zealand

Unnamed item

Concepts



Food Price Index

- [Food Price Index - Food Price Index](#)
- [Price Index - Price Index](#)
- [Expenditure weights - Expenditure weights](#)
- [Outlet weights - Outlet weights](#)
- [Index reference - Index reference](#)
- [Seasonally adjusted series - Seasonally adjusted series](#)
- [Upward/downward contributions - Upward/downward contributions](#)



Food Price Index

The food price index (FPI) measures the rate of price change of a fixed basket of food goods and services purchased by households. The FPI aims to measure price changes of the same items (brand and relevant details) at each outlet over time. When there is a change in the size or quality of any of the goods or services in the basket, we make an adjustment to ensure the price change shown in the FPI is not affected by the change in size or quality.

See [Food price index review: 2020 \(table 4\)](#) for a list of the representative food items monitored in the FPI.

Food prices are also included in the consumers price index (CPI). The food group is the only group of the CPI for which an index is prepared each month. The all groups CPI is prepared quarterly.

Food prices in the consumers price index and food price index explains the sources and methods used to compile food prices.



Price Index - Price Index

Price Index

A price index measures the change in price between time periods for a given set of goods and services. It summarises a set of prices, collected from many outlets, for this set of goods and services.

Expenditure weights

Expenditure weights give the relative importance of the food goods and services in the FPI basket.

Outlet weights

Outlets are given appropriate weights to reflect their relative importance in terms of household spending.

Index reference

The FPI has an index reference period of the June 2017 month (=1000). This is the benchmark to which prices in other periods are compared (eg if the index number in a later period is 1150, prices have increased by 15.0 percent since the index reference period). Prices for later periods can also be compared in the same fashion.

Seasonally adjusted series

Seasonal adjustment aims to eliminate the impact of regular seasonal events (such as annual cycles in fruit and vegetable production, winter or pre-Christmas shopping) on time series. Seasonal patterns obscure the underlying behaviour of the series. For more detail on the seasonally adjusted series, see the Excel tables (8, 9.01 and 9.02) in the 'Downloads' box on the release webpage. You can also extract the seasonally adjusted series from Infoshare.

Upward/downward contributions

Items mentioned in the FPI release are usually those that made a large contribution to the overall movement in the FPI. An item's contribution is a combination of its weight in the index (ie its relative importance, based on its share of household spending on food) and the magnitude of price movement. For example, for two items recording the same percentage rise in price, the item with the larger weight in the FPI will have a larger contribution to the overall movement. This contribution is also referred to as points (or index points) contribution.

Price Index Concepts

- [Acquisitions approach](#)
- [Basket](#)
- [Bias](#)
- [Elementary aggregates](#)
- [Expenditure Weights](#)
- [Hedonic method](#)
- [Index number](#)

- [Index reference period](#)
- [Indexes](#)
- [Imputed price](#)
- [Laspeyres price index](#)
- [Payments approach](#)
- [Price reference period](#)
- [Pure price change](#)
- [Quality adjustment](#)
- [Reweighting](#)
- [Scanner data](#)
- [Seasonal products](#)
- [Use approach](#)
- [Weight reference period](#)

Acquisitions approach

There are three key frameworks used to underpin index design; acquisition, payment, and use. Under the acquisition framework approach, index weights are derived from expenditure on the goods and services acquired by households during the weight reference period, irrespective of whether they were wholly paid for or consumed during that period.

Basket

A specified set of goods and services that are used to track the progress of inflation in an economy or in a specific market.

Bias

A systematic tendency for a calculated index to diverge from some ideal or preferred index, resulting from the method of data collection or processing, or the index formula used.

Elementary aggregates

The smallest aggregate for which expenditure data are available and used for price index purposes. The values of the elementary aggregates are used to weight the price indices for elementary aggregates to obtain higher-level indices. The range of goods and services covered by an elementary aggregate should be relatively narrow, and may be further narrowed by confining the goods and services to those sold in particular types of outlet or in particular locations. Elementary aggregates also serve as strata for the sampling of prices.

Expenditure Weights

The measure of the relative importance of an item in the index basket, based on the expenditure of the item relative to expenditure on all items in the basket.

 Hedonic method

A regression model in which the market prices of different products are expressed as a function of their characteristics. The estimates may be used to predict the price of a new product for which the mix of characteristics is different from that of any product already on the market. The hedonic method can therefore be used to estimate the effects of quality changes on prices.

 Index number

Each index shows how a set of prices has changed over time. It is the change between two index numbers that is important. An individual index number has no meaning.

 Index reference period

The index reference period is the period for which the value of the index is set to equal 100 or 1000.

 Indexes

Indexes are used to measure the total impact of changes in the attributes of commodities which cannot be compared directly. In New Zealand the most common use of index numbers is to measure changes in prices, volumes, or money values over time. When calculating a price index the type, quantity, and quality of each commodity are all held constant so that the price movement can be measured.

 Imputed price

The price assigned to an item for which the price is missing in a particular period. This is often done by carrying forward the previous quarter's price. Another way of imputing is to apply the movements of similar categories of items, where the prices were not missing.

 Laspeyres price index

A fixed basket index in which the basket is composed of the actual quantities of goods and services in the earlier of the two periods compared, the price reference period. It can also be expressed as a weighted arithmetic average of the price relatives that uses the expenditure shares in the earlier period as weights. The earlier period serves as both the weight reference period and the price reference period.

 Payments approach


There are three key frameworks used to underpin index design; acquisition, payment, and use. Under the payments framework, expenditure weights are derived from the total payments made for goods and services during the weight reference period, regardless of when the goods and services were acquired or consumed.

 Price reference period

The prices of a period with which prices in the current-period are compared.

 Pure price change

The change in the price of a good or service of which the characteristics are unchanged; or the change in the price after adjusting for any change in quality.

 Quality adjustment

An adjustment to the change in the price of a product that is designed to remove the contribution of the change in the product characteristics to the observed price change. The adjustment is needed when the price of a replacement product has to be compared with the price of the product it replaces. In practice, the required adjustment can only be estimated. Different methods of estimation, including hedonic methods, may be used in different circumstances.

 Reweighting

Updating the weights used in an index with a new set of weights , which reflects a more up to date relative importance of the goods and services in the basket.

 Scanner data

Detailed data on sales of consumer goods obtained by scanning the bar codes for individual products at electronic points of sale in retail outlets. The data can provide detailed information about quantities, characteristics and values of goods sold, as well as their prices. Scanner data constitute a rapidly expanding source of data with considerable potential for CPI purposes. They are increasingly used for purposes of hedonic analysis.

 Seasonal products

Seasonal products are products that either are not available on the market during certain seasons or periods of the year, or are available throughout the year but with regular fluctuations in their quantities and prices that are linked to the season or time of the year.

 Use approach

There are three key frameworks used to underpin index design; acquisition, payment, and use. Under the use framework, expenditure weights are based on the value of the goods and services used or consumed during the reference period.

 Weight reference period

The period for which value shares serve as weights for a set of price relatives or elementary price indices. It does not have to have the same duration as the periods for which the index is calculated and is typically longer, a year or more, rather than a month or quarter.

Universes

 Food Price Index

- [Food Price Index - Food Price Index](#)

 Food Price Index

The population coverage of the FPI relates to the expenditure of private, New Zealand resident households living in permanent dwellings. The reference population covers approximately 98 percent of the usually-resident population .

Variables

 FPI published variables September 2018

- [SE9011 - Fruit and vegetables](#)
- [SE901101 - Fruit](#)
- [SE901102 - Vegetables](#)
- [SE9012 - Meat, poultry, and fish](#)
- [SE901201 - Meat and poultry](#)
- [SE9012011 - Beef and veal](#)
- [SE9012012 - Pork](#)
- [SE9012013 - Mutton, lamb, and hogget](#)
- [SE9012014 - Poultry](#)
- [SE9012016 - Preserved, prepared, and processed meat](#)
- [SE901202 - Fish and other seafood](#)
- [SE9013 - Grocery food](#)
- [SE901301 - Bread and cereals](#)
- [SE9013011 - Bread](#)
- [SE9013012 - Cakes and biscuits](#)
- [SE9013013 - Breakfast cereals](#)
- [SE9013014 - Pasta products](#)
- [SE9013015 - Pastry cook-products](#)
- [SE9013016 - Other cereal products](#)
- [SE901302 - Milk, cheese, and eggs](#)
- [SE9013021 - Fresh milk](#)
- [SE9013022 - Preserved milk](#)
- [SE9013023 - Yoghurt](#)
- [SE9013024 - Cheese](#)
- [SE9013025 - Other milk products](#)

- [SE9013026 - Eggs](#)
- [SE901303 - Oils and fats](#)
- [SE901304 - Food additives and condiments](#)
- [SE901305 - Confectionery, nuts, and snacks](#)
- [SE901306 - Other grocery food](#)
- [SE9014 - Non-alcoholic beverages](#)
- [SE901401 - Coffee, tea, and other hot drinks](#)
- [SE901402 - Soft drinks, waters, and juices](#)
- [SE9015 - Restaurant meals and ready-to-eat food subgroup](#)
- [SE901501 - Restaurant meals](#)
- [SE901502 - Ready-to-eat food](#)
- [SE901 - Food group](#)

SE9011 - Fruit and vegetables

Type	Unknown
Description	Food: Fruit and vegetables subgroup

SE901101 - Fruit

Type	Unknown
Description	Food: Fruit and vegetables subgroup, fruit class

SE901102 - Vegetables

Type	Unknown
Description	Food: Fruit and vegetables subgroup, vegetables class

SE9012 - Meat, poultry, and fish

Type	Unknown
Description	Food: Meat, poultry, and fish subgroup

SE901201 - Meat and poultry

Type	Unknown
Description	Food: Meat, poultry, and fish subgroup, Meat and poultry class

SE9012011 - Beef and veal

Type	Unknown
Description	Food: Meat, poultry, and fish subgroup, Meat and poultry class, Beef and veal section

SE9012012 - Pork

Type	Unknown
Description	Food: Meat, poultry, and fish subgroup, Meat and poultry class, Pork section

SE9012013 - Mutton, lamb, and hogget

Type	Unknown
Description	Food: Meat, poultry, and fish subgroup, Meat and poultry class, Mutton, lamb, and hogget section

SE9012014 - Poultry

Type	Unknown
Description	Food: Meat, poultry, and fish subgroup, Meat and poultry class, Poultry section

SE9012016 - Preserved, prepared, and processed meat

Type	Unknown
Description	Food: Meat, poultry, and fish subgroup, Meat and poultry class, Preserved, prepared, and processed meat section

SE901202 - Fish and other seafood

Type	Unknown
Description	Food: Meat, poultry, and fish subgroup, Fish and other seafood class

SE9013 - Grocery food

Type	Unknown
Description	Food: Grocery food subgroup

SE901301 - Bread and cereals

Type	Unknown
Description	Food: Grocery food subgroup, Bread and cereals class

SE9013011 - Bread

Type	Unknown
Description	Food: Grocery food subgroup, Bread and cereals class, Bread section

SE9013012 - Cakes and biscuits

Type	Unknown
Description	Food: Grocery food subgroup, Bread and cereals class, Cakes and biscuits section

SE9013013 - Breakfast cereals

Type	Unknown
Description	Food: Grocery food subgroup, Bread and cereals class, Breakfast cereals section

SE9013014 - Pasta products

Type	Unknown
------	---------

Description	Food: Grocery food subgroup, Bread and cereals class, Pasta products section
-------------	--

SE9013015 - Pastry cook-products

Type	Unknown
Description	Food: Grocery food subgroup, Bread and cereals class, Pastry cook-products section

SE9013016 - Other cereal products

Type	Unknown
Description	Food: Grocery food subgroup, Bread and cereals class, Other cereal products section

SE901302 - Milk, cheese, and eggs

Type	Unknown
Description	Food: Grocery food subgroup, Milk, cheese, and eggs class

SE9013021 - Fresh milk

Type	Unknown
Description	Food: Grocery food subgroup, Milk, cheese, and eggs class, Fresh milk section

SE9013022 - Preserved milk

Type	Unknown
Description	Food: Grocery food subgroup, Milk, cheese, and eggs class, Preserved milk section

SE9013023 - Yoghurt

Type	Unknown
Description	Food: Grocery food subgroup, Milk, cheese, and eggs class, Yoghurt section

SE9013024 - Cheese

Type	Unknown
Description	Food: Grocery food subgroup, Milk, cheese, and eggs class, Cheese section

SE9013025 - Other milk products

Type	Unknown
Description	Food: Grocery food subgroup, Milk, cheese, and eggs class, Other milk products section

SE9013026 - Eggs

Type	Unknown
Description	Food: Grocery food subgroup, Milk, cheese, and eggs class, eggs section

 SE901303 - Oils and fats


Type	Unknown
Description	Food: Grocery food subgroup, Oils and fats class

 SE901304 - Food additives and condiments


Type	Unknown
Description	Food: Grocery food subgroup, Food additives and condiments class

 SE901305 - Confectionery, nuts, and snacks


Type	Unknown
Description	Food: Grocery food subgroup, Confectionery, nuts, and snacks class

 SE901306 - Other grocery food

Type	Unknown
Description	Food: Grocery food subgroup, Other grocery food class

 SE9014 - Non-alcoholic beverages


Type	Unknown
Description	Food: Non-alcoholic beverages subgroup

 SE901401 - Coffee, tea, and other hot drinks

Type	Unknown
Description	Food: Non-alcoholic beverages subgroup, Coffee, tea, and other hot drinks class

 SE901402 - Soft drinks, waters, and juices

Type	Unknown
Description	Food: Non-alcoholic beverages subgroup, Soft drinks, waters, and juices class

 SE9015 - Restaurant meals and ready-to-eat food subgroup

Type	Unknown
Description	Food: Restaurant meals and ready-to-eat food subgroup

 SE901501 - Restaurant meals

Type	Unknown
Description	Food: Restaurant meals and ready-to-eat food subgroup, Restaurant meals class

 SE901502 - Ready-to-eat food

Type	Unknown
------	---------

Description	Food: Restaurant meals and ready-to-eat food subgroup, Ready-to-eat food class
-------------	--

 SE901 - Food group

Type	Unknown
------	---------

 FPI weighted prices published variables September 2018

- [SAP0100 - Oranges](#)
- [SAP0101 - Bananas](#)
- [SAP0102 - Apples](#)
- [SAP0103 - Kiwifruit](#)
- [SAP0104 - Sultanas](#)
- [SAP0105 - Peaches, canned](#)
- [SAP0106 - Lettuce](#)
- [SAP0107 - Broccoli](#)
- [SAP0108 - Cabbage](#)
- [SAP0109 - Tomatoes](#)
- [SAP0110 - Carrots](#)
- [SAP0111 - Mushrooms](#)
- [SAP0112 - Potatoes](#)
- [SAP0113 - Peas, frozen](#)
- [SAP0114 - Beef steak, blade](#)
- [SAP0115 - Beef steak, porterhouse/sirloin](#)
- [SAP0116 - Beef, mince](#)
- [SAP0117 - Pork, loin chops](#)
- [SAP0118 - Lamb, chops](#)
- [SAP0120 - Sausages](#)
- [SAP0121 - Tuna, canned](#)
- [SAP0123 - Biscuits, chocolate](#)
- [SAP0122 - Bread, white sliced loaf](#)
- [SAP0124 - Breakfast biscuits](#)
- [SAP0125 - Flour, white](#)
- [SAP0126 - Rice, long grain, white](#)
- [SAP0127 - Milk, standard homogenised](#)
- [SAP0128 - Yoghurt, flavoured](#)
- [SAP0129 - Cheese, mild cheddar](#)
- [SAP0130 - Eggs](#)
- [SAP0131 - Butter, salted](#)
- [SAP0132 - Sugar, white](#)
- [SAP0134 - Chocolate, block](#)
- [SAP0136 - Spaghetti, canned](#)
- [SAP0137 - Coffee, instant](#)
- [SAP0138 - Tea bags](#)
- [SAP0139 - Soft drink](#)
- [SAP0140 - Bottled water](#)
- [SAP0142 - Fish and chips](#)
- [SAP0143 - Meat pie, hot](#)

- SAP0144 - Fruit juice, apple based
- SAP0145 - Potato crisps
- SAP0146 - Tomato sauce, canned
- SAP0147 - Bacon, middle rashers
- SAP0148 - Chicken breast
- SAP0149 - Bread - white sliced loaf
- SAP0151 - Dried apricots
- SAP0152 - Avocado
- SAP0153 - Baby food
- SAP0154 - Beans
- SAP0155 - Bread rolls, filled, hot
- SAP0156 - Hamburger buns
- SAP0157 - Breakfast drink
- SAP0158 - Burger
- SAP0159 - Soup, canned
- SAP0160 - Capsicums
- SAP0161 - Cauliflower
- SAP0162 - Celery
- SAP0164 - Cheese, camembert
- SAP0165 - Cheese, processed slices
- SAP0166 - Chicken, cooked, whole
- SAP0167 - Chicken pieces
- SAP0168 - Chicken, whole, frozen
- SAP0169 - Chicken nuggets
- SAP0170 - Chilled fruit juice
- SAP0172 - Chocolate, boxed
- SAP0173 - Chocolate, blocks
- SAP0174 - Chocolate, novelty bar
- SAP0176 - Corn flakes
- SAP0177 - Corned beef
- SAP0178 - Courgettes
- SAP0179 - Crackers
- SAP0180 - Cream
- SAP0181 - Cucumber
- SAP0182 - Dessert, frozen
- SAP0183 - Flavoured drink powder
- SAP0184 - Dried pasta
- SAP0185 - Drinking chocolate
- SAP0186 - Milk, calcium enriched
- SAP0187 - Fish fillets, frozen
- SAP0188 - Flat bread
- SAP0189 - Eggs, free range
- SAP0190 - Fresh fish
- SAP0191 - Fresh pasta
- SAP0192 - Takeaway chicken
- SAP0193 - Berries, frozen
- SAP0194 - Grapes
- SAP0195 - Coffee, ground

- SAP0197 - Honey
- SAP0198 - Hot chips
- SAP0199 - Hummus dip
- SAP0200 - Ice block
- SAP0201 - Ice cream
- SAP0202 - Ice cream, novelty
- SAP0203 - Infant formula
- SAP0204 - Jam
- SAP0205 - Kumara
- SAP0207 - Mandarins
- SAP0208 - Mussels, marinated
- SAP0209 - Meat pies, chilled
- SAP0210 - Mixed vegetables
- SAP0211 - Muesli
- SAP0212 - Muesli bars
- SAP0213 - Mussels, live
- SAP0214 - Sandwich
- SAP0215 - Olive oil
- SAP0216 - Onions
- SAP0217 - Orange juice
- SAP0219 - Packaged cake slice
- SAP0220 - Parsnips
- SAP0221 - Packaged meal
- SAP0222 - Pasta sauces
- SAP0223 - Pastry sheets, frozen
- SAP0224 - Pears
- SAP0225 - Pineapple pieces
- SAP0226 - Pineapple
- SAP0227 - Plain biscuits
- SAP0228 - Potato fries, frozen
- SAP0229 - Prawns, frozen
- SAP0230 - Prepared meals, frozen
- SAP0231 - Pumpkin
- SAP0232 - Roasting lamb and hogget
- SAP0233 - Roasting pork
- SAP0234 - Salad, packaged
- SAP0235 - Salami
- SAP0236 - Salmon, canned
- SAP0238 - Soft drink, poured
- SAP0239 - Soft drink, bottle
- SAP0240 - Soy milk
- SAP0241 - Soy sauce
- SAP0242 - Sports energy drink, bottle
- SAP0243 - Sports energy drink, can
- SAP0244 - Two minute noodles
- SAP0245 - Peanut butter
- SAP0246 - Sweets
- SAP0247 - Cakes and biscuits, takeaway

- [SAP0248 - Coffee, takeaway](#)
- [SAP0249 - Cookie, takeaway](#)
- [SAP0251 - Muffin, takeaway](#)
- [SAP0252 - Pizza, takeaway](#)
- [SAP0253 - Salad, takeaway](#)
- [SAP0254 - Tea, takeaway](#)
- [SAP0256 - Tomatoes, canned](#)
- [SAP0257 - Vinegar](#)
- [SAP0258 - Bread, wheatmeal](#)
- [SAP0259 - Bread, wholemeal](#)
- [SAP0260 - Fresh herbs](#)
- [SAP0261 - Olives](#)
- [SAP0262 - Tea bags, flavoured](#)
- [SAP0263 - Pizza, fresh or frozen](#)
- [SAP0264 - Margarine](#)
- [SAP0265 - Mayonaise](#)
- [SAP0266 - Dried mixed herbs](#)
- [SAP0267 - Peanuts](#)
- [SAP0268 - Ham](#)
- [SAP0269 - Chewing gum](#)

SAP0100 - Oranges

Type	Unknown
Description	Weighted average retail price of 1 kg of oranges.

SAP0101 - Bananas

Type	Unknown
Description	Weighted average retail price of 1 kg of bananas.

SAP0102 - Apples

Type	Unknown
Description	Weighted average retail price of 1 kg of apples.

SAP0103 - Kiwifruit

Type	Unknown
Description	Weighted average retail price of 1 kg of kiwifruit.

SAP0104 - Sultanas

Type	Unknown
Description	Weighted average retail price of 375 grams of sultanas. Supermarket prices only.

SAP0105 - Peaches, canned

Type	Unknown
------	---------

Description	Weighted average retail price of 410 grams of canned peaches. Supermarket prices only.
-------------	--

SAP0106 - Lettuce

Type	Unknown
Description	Weighted average retail price of 1 kg of lettuce.

SAP0107 - Broccoli

Type	Unknown
Description	Weighted average retail price of 1 kg of broccoli.

SAP0108 - Cabbage

Type	Unknown
Description	Weighted average retail price of 1 kg of cabbage.

SAP0109 - Tomatoes

Type	Unknown
Description	Weighted average retail price of 1 kg of tomatoes.

SAP0110 - Carrots

Type	Unknown
Description	Weighted average retail price of 1 kg of carrots.

SAP0111 - Mushrooms

Type	Unknown
Description	Weighted average retail price of 1 kg of mushrooms.

SAP0112 - Potatoes

Type	Unknown
Description	Weighted average retail price of 1 kg of potatoes.

SAP0113 - Peas, frozen


Type	Unknown
Description	Weighted average retail price of 1 kg of frozen peas. Supermarket prices only. Based on the cheapest available brand or variety in each retail outlet at the time of price collection.

SAP0114 - Beef steak, blade

Type	Unknown
Description	Weighted average retail price of 1 kg of beef steak (blade steak).



Type	Unknown
Description	Weighted average retail price of 1 kg of beef steak (porterhouse/sirloin steak).



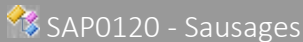
Type	Unknown
Description	Weighted average retail price of 1 kg of beef (mince).



Type	Unknown
Description	Weighted average retail price of 1 kg of pork loin chops.



Type	Unknown
Description	Weighted average retail price of 1 kg of lamb chops.



Type	Unknown
Description	Weighted average retail price of 1 kg of sausages.



Type	Unknown
Description	Weighted average retail price of 185 grams of canned tuna. Supermarket prices only.



Type	Unknown
Description	Weighted average retail price of 200 grams packet of chocolate biscuits.



Type	Unknown
Description	Weighted average retail price of 700 grams sliced loaf of white bread. Based on the cheapest available brand or variety in each retail outlet at the time of price collection.



Type	Unknown
Description	Weighted average retail price of 1 kg of breakfast biscuits.



Type	Unknown
Description	Weighted average retail price of 1.5 kg of white flour. Supermarket prices only. Based on the cheapest available brand or variety in each retail outlet at the time of price collection.

SAP0126 - Rice, long grain, white

Type	Unknown
Description	Weighted average retail price of 1 kg of white, long grained rice. Supermarket prices only.

SAP0127 - Milk, standard homogenised

Type	Unknown
Description	Weighted average retail price of 2 litres of standard homogenised milk. Based on the cheapest available brand or variety in each retail outlet at the time of price collection.

SAP0128 - Yoghurt, flavoured

Type	Unknown
Description	Weighted average retail price of pack of six 150 grams pottles of flavoured yoghurt. Supermarket prices only.

SAP0129 - Cheese, mild cheddar

Type	Unknown
Description	Weighted average retail price of 1 kg of mild cheddar cheese. Supermarket prices only. Based on the cheapest available brand or variety in each retail outlet at the time of price collection.

SAP0130 - Eggs

Type	Unknown
Description	Weighted average retail price of 1 dozen eggs. Based on the cheapest available brand or variety in each retail outlet at the time of price collection.

SAP0131 - Butter, salted

Type	Unknown
Description	Weighted average retail price of 500 grams of salted butter. Based on the cheapest available brand or variety in each retail outlet at the time of price collection.

SAP0132 - Sugar, white

Type	Unknown
Description	Weighted average retail price of 1.5 kg of white sugar. Based on the cheapest available brand or variety in each retail outlet at the time of price collection.



Type	Unknown
Description	Weighted average retail price of 250 grams block of chocolate. Supermarket prices only.



Type	Unknown
Description	Weighted average retail price of 420 grams canned spaghetti.



Type	Unknown
Description	Weighted average retail price of 100 grams of instant coffee.



Type	Unknown
Description	Weighted average retail price of a box of 100 tea bags. Supermarket prices only.



Type	Unknown
Description	Weighted average retail price of 1.5 litres of soft drink.



Type	Unknown
Description	Weighted average retail price of 750 mls of bottled water.



Type	Unknown
Description	Weighted average retail price of 1 fish and chips.



Type	Unknown
Description	Weighted average retail price of 1 hot meat pie.



Type	Unknown
Description	Weighted average retail price of 3 litres of apple based fruit juice. Supermarket prices only. Based on the cheapest available brand or variety in each retail outlet at the time of price collection.



Type	Unknown
Description	Weighted average retail price of 190 grams of potato crisps.

SAP0146 - Tomato sauce, canned

Type	Unknown
Description	Weighted average retail price of 560 grams canned tomato sauce.

SAP0147 - Bacon, middle rashers

Type	Unknown
Description	Weighted average retail price of 700 grams of bacon (middle rashers). Supermarket prices only.

SAP0148 - Chicken breast

Type	Unknown
Description	Weighted average retail price of 1 kg of chicken breast.

SAP0149 - Bread - white sliced loaf

Type	Unknown
Description	Weighted average retail price of a 600g loaf of white bread (sliced).

SAP0151 - Dried apricots

Type	Unknown
Description	Weighted average retail price of 100g of dried apricots.

SAP0152 - Avocado

Type	Unknown
Description	Weighted average retail price of 1kg of Avocado.

SAP0153 - Baby food

Type	Unknown
Description	Weighted average retail price of 110g of baby food.

SAP0154 - Beans

Type	Unknown
Description	Weighted average retail price of 1kg of beans

SAP0155 - Bread rolls, filled, hot

Type	Unknown
Description	Weighted average retail price of bread rolls (filled, hot, each).

SAP0156 - Hamburger buns

Type	Unknown
Description	Weighted average retail price of a 6 pack of hamburger buns.

SAP0157 - Breakfast drink

Type	Unknown
Description	Weighted average retail price of a 6 pack of breakfast drink (250ml each).

SAP0158 - Burger

Type	Unknown
Description	Weighted average retail price of burger, with or without accompaniments (each).

SAP0159 - Soup, canned

Type	Unknown
Description	Weighted average retail price of a 500g can of soup.

SAP0160 - Capsicums

Type	Unknown
Description	Weighted average retail price of 1kg of capsicum.

SAP0161 - Cauliflower

Type	Unknown
Description	Weighted average retail price of 1kg of cauliflower.

SAP0162 - Celery

Type	Unknown
Description	Weighted average retail price of 1kg of celery.

SAP0164 - Cheese, camembert

Type	Unknown
Description	Weighted average retail price of a 125g wheel of camembert cheese.

SAP0165 - Cheese, processed slices

Type	Unknown
Description	Weighted average retail price of 250g of processed cheese slices.

SAP0166 - Chicken, cooked, whole

Type	Unknown
Description	Weighted average retail price of a whole cooked chicken, size 15, cheapest available.



Type	Unknown
Description	Weighted average retail price of 1kg of chicken pieces (excluding breast), boneless or bone in.



Type	Unknown
Description	Weighted average retail price of a whole frozen chicken, size 15, cheapest available.



Type	Unknown
Description	Weighted average retail price of 1kg of chicken nuggets, frozen



Type	Unknown
Description	Weighted average retail price of chilled fruit juice, or smoothie (1 to 1.5 litre).




Type	Unknown
Description	Weighted average retail price of a 250g box of chocolates.



Type	Unknown
Description	Weighted average retail price of a 100 to 250g block of chocolate.



Type	Unknown
Description	Weighted average retail price of a 50g chocolate novelty bar.



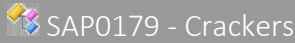
Type	Unknown
Description	Weighted average retail price for 500g of cornflakes.



Type	Unknown
Description	Weighted average retail price of 1kg of corned beef, fresh, chilled or frozen.



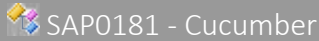
Type	Unknown
Description	Weighted average retail price of 1kg of courgettes.




Type	Unknown
Description	Weighted average retail price for 250g of savoury biscuits, crackers.



Type	Unknown
Description	Weighted average retail price of 300ml of cheapest available cream.



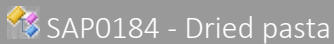
Type	Unknown
Description	Weighted average retail price of 1kg of cucumber.



Type	Unknown
Description	Weighted average retail price of 500g of frozen dessert.



Type	Unknown
Description	Weighted average retail price of a multipack (3 to 5 sachets) of flavoured drink powder.



Type	Unknown
Description	Weighted average retail price of 500g of dried pasta, spaghetti or other type.



Type	Unknown
Description	Weighted average retail price of 300g of drinking chocolate.



Type	Unknown
Description	Weighted average retail price for 2 litres of calcium enriched milk.



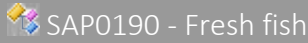
Type	Unknown
Description	Weighted average retail price of a 500g multipack of frozen fish fillets.



Type	Unknown
Description	Weighted average retail price for flat bread, pita, tortilla, or other type.



Type	Unknown
Description	Weighted average retail price of a 6 pack of free range eggs.



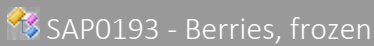
Type	Unknown
Description	Weighted average retail price of 1kg of fresh fish.




Type	Unknown
Description	Weighted average retail price of 300g of fresh pasta, tortellini or other filled type.



Type	Unknown
Description	Weighted average retail price of 5 pieces of takeaway fried chicken.



Type	Unknown
Description	Weighted average retail price of 500g of frozen berries.



Type	Unknown
Description	Weighted average retail price of 1kg of grapes, green or red.



Type	Unknown
Description	Weighted average retail price of 200g of ground coffee.




Type	Unknown
Description	Weighted average retail price of 500g of honey.



Type	Unknown
Description	Weighted average retail price of a portion of hot chips.



Type	Unknown
Description	Weighted average retail price of 200g of hummus dip.

 SAP0200 - Ice block

Type	Unknown
Description	Weighted average retail price of an ice block.

 SAP0201 - Ice cream

Type	Unknown
Description	Weighted average retail price of 2 litres of ice cream.

 SAP0202 - Ice cream, novelty

Type	Unknown
Description	Weighted average retail price of a chocolate coated novelty bar.

 SAP0203 - Infant formula

Type	Unknown
Description	Weighted average retail price of 900g of infant formula.

 SAP0204 - Jam

Type	Unknown
Description	Weighted average retail price of 375g jar of jam.

 SAP0205 - Kumara

Type	Unknown
Description	Weighted average retail price of 1kg of kumara.

 SAP0207 - Mandarins

Type	Unknown
Description	Weighted average retail price of 1kg of mandarins.

 SAP0208 - Mussels, marinated

Type	Unknown
Description	Weighted average retail price of 375g of marinated mussels.

 SAP0209 - Meat pies, chilled

Type	Unknown
Description	Weighted average retail price of a 6 or 8 pack of cheapest available meat pies.

 SAP0210 - Mixed vegetables


Type	Unknown
Description	Weighted average retail price of 1kg of frozen mixed vegetables.

 SAP0211 - Muesli


Type	Unknown
Description	Weighted average retail price of 750g of natural or toasted muesli.

 SAP0212 - Muesli bars


Type	Unknown
Description	Weighted average retail price of 200g of muesli or cereal bars

 SAP0213 - Mussels, live


Type	Unknown
Description	Weighted average retail price of 1kg of live mussels.

 SAP0214 - Sandwich

Type	Unknown
------	---------

 SAP0215 - Olive oil

Type	Unknown
------	---------

 SAP0216 - Onions


Type	Unknown
------	---------

 SAP0217 - Orange juice

Type	Unknown
------	---------

 SAP0219 - Packaged cake slice

Type	Unknown
------	---------

 SAP0220 - Parsnips

Type	Unknown
------	---------

 SAP0221 - Packaged meal

Type	Unknown
------	---------


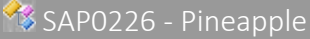




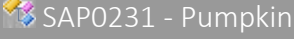



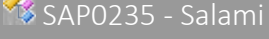


 SAP0222 - Pasta sauces

Type	Unknown
------	---------

 SAP0223 - Pastry sheets, frozen


Type	Unknown
------	---------

 SAP0224 - Pears


Type	Unknown
	
Type	Unknown
	
Type	Unknown
	
Type	Unknown
	
Type	Unknown
	
Type	Unknown
	
Type	Unknown
	
Type	Unknown
	
Type	Unknown
	
Type	Unknown
	
Type	Unknown
	
Type	Unknown
	
Type	Unknown
	
Type	Unknown



Type	Unknown
------	---------



Type	Unknown
------	---------



Type	Unknown
------	---------




Type	Unknown
------	---------




Type	Unknown
------	---------




Type	Unknown
------	---------



Type	Unknown
------	---------



Type	Unknown
------	---------



Type	Unknown
------	---------



Type	Unknown
------	---------



Type	Unknown
------	---------















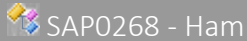
Type	Unknown
------	---------



Type	Unknown
------	---------



Type	Unknown
	
Type	Unknown
	
Type	Unknown
	
Type	Unknown
	
Type	Unknown
	
Type	Unknown
	
Type	Unknown
	
Type	Unknown
	
Type	Unknown
	
Type	Unknown
	
Type	Unknown
	
Type	Unknown
	
Type	Unknown
	
Type	Unknown



Type	Unknown
------	---------



Type	Unknown
------	---------

Data Collections

Food Price Index Series 2017

Methodology

Food price index review

We have reviewed the FPI, as part of a wider, three-yearly consumer price index (CPI) review to ensure the index remains relevant. The latest review was implemented with the publication of Food Price Index: October 2017 month onwards. FPI reviews are generally implemented in July months, however implementation the 2017 review was delayed a quarter due to the impact of the 2016 Kaikoura earthquakes on the work programme.

We updated the basket of representative food items being tracked in the FPI, updated the relative importance (weights) of the items in the basket and re-set the FPI indexes to a base period of June 2017 = 1000. Previous series were published on a base of the June 2006 month = 1000.

The updated weights show that about \$34 of every \$100 that households spend on food, is spent on grocery food. About \$26 is spent on restaurant meals and ready-to-eat food, and about \$15 is spent on meat, poultry, and fish. Fruit and vegetable spending accounts for \$15, and the remaining \$10 is spent on non-alcoholic beverages.

Three items have been added to the FPI basket and seven have been removed, taking the number of items in the basket to 162. The items added to the basket are:

- fresh herbs
- olives
- flavoured tea bags.

The removed basket items are: - alfalfa sprouts - spring onions - taro - Canned corn - luncheon sausage - cottage cheese - takeaway milkshakes.

See [Food price index review: 2017 \(revised\)](#) for more information.

Sample size

About 19,000 prices were collected from 560 retail outlets.

Imputation

Due to being unavailable at the time of price collection, on average 0.7 percent of prices (not including seasonal fresh fruit and vegetables) are imputed each month – by carrying forward the previous month's price.

Reference population

The reference population of the FPI covers approximately 98 percent of the usually-resident New Zealand population living in permanent dwellings. There are no exclusions based on income source or geographic location.

Expenditure weights

Expenditure weights give the relative importance of the food goods and services in the FPI basket.

Expenditure weights are updated every three years as part of regular FPI reviews. The weights are derived largely from the 2012/13 Household Economic Survey (HES). We also used information from food manufacturers and distributors, and supermarket scan data from The Nielsen Company.

FPI weights are based on household spending for the year to June 2016 (the 'weight reference period') expressed in September 2017 prices (the 'price reference period').

More information on the relative importance of FPI subgroups, classes, and selected sections can be found in table 6 of each food price releases' tables.

Collection methods

Prices are surveyed by visiting retail outlets in 12 urban areas: Whangarei, Auckland, Hamilton, Tauranga, Napier-Hastings, New Plymouth, Palmerston North, Wellington, Nelson, Christchurch, Dunedin, and Invercargill.

Fresh fruit and vegetable prices are surveyed weekly, and the remaining food prices are generally surveyed between the 8th and 16th day of the month, although sometimes surveying starts and finishes earlier or later.

Sample design

Food prices are collected from about 560 outlets in the 12 surveyed urban areas. Of these, about 60 are supermarkets, 30 greengrocers, 20 fish shops, 30 butchers, 60 convenience stores (with about half being service stations and the rest being dairies, grocery stores, and superettes), 110 restaurants (for evening meals), and about 250 other suitable outlets (for breakfast, lunch, and takeaway food).

Statistics NZ collects prices from a sample of supermarkets in each of the 12 FPI pricing regions. This sample is designed to be representative of household purchases in each region. It was last reviewed in 2011. The sample of other stores was last reviewed in 2013 as part of the rolling review of outlets.

See CPI rolling review of retail outlets for more information.

Accuracy of the data

Population weights

From the July 2014 FPI onwards, regional price change is weighted using regional expenditure weights for the five broad regions (Auckland, Wellington, rest of North Island, Canterbury, and rest of South Island). This ensures that price change in regions where households spend more per person on a particular item relative to other regions. For broad regions with multiple pricing centres (rest of North Island and rest of South Island), we use population shares to allocate the regional expenditure weight to the pricing centres.

Previously, we used national expenditure weights in each of the (then) 15 regional pricing centres, weighted by the centre's population share. This change was recommended by the 2013 CPI Advisory Committee (recommendation 6) and aligns with international best practice.

Outlet weights

Outlets are given appropriate weights to reflect their relative importance in terms of household spending.

Elementary aggregate formulae

Regional elementary aggregates are calculated for each of the 12 pricing centres from all prices collected for an item within that region. Regional elementary aggregates are calculated using a 'geometric mean of price relatives', or Jevons formula.

The Jevons formula is used to calculate average prices for all food goods and services in the basket, except fresh fruit and fresh vegetables. The Jevons formula assumes that households spend the same amount at each surveyed outlet in each period. This implies that increased quantities are purchased from outlets showing lower-than-average relative price change and decreased quantities from outlets showing higher-than-average price change. The calculation of fresh fruit and vegetable average prices uses the Dutot formula.

Information about the Food Price Index gives more information on the Jevons and Dutot formulae (see elementary aggregate formulae).

'On special' prices

Items that are 'on special' are included in the FPI at the price levels observed at the time of price collection. Quantity specials (for example, three loaves of bread for \$5.00) are also taken into account (as the price per loaf for the special is usually lower than the price of a single loaf). Where discounted prices are available only to customers who belong to discount schemes, this is represented in the FPI by collecting these prices at some outlets within a region, but not others.

Consistency with other periods or datasets

Index base

The FPI now has an index reference period of the June 2017 month (=1000). This is the benchmark to which prices in other periods are compared (eg if the index number in a later period is 1150, prices have increased by 15.0 percent since the index reference period). Prices for later periods can also be compared in the same fashion. The previous reference period was June 2006 month (=1000). This was done so that series that had fallen to 2 digits would have a higher level of clarity. For example, an index that moves from 11 to 10 requires a 9 percent fall in price, compared to an index moving from 1000 to 999 that only needs a 0.1 percent change. Due to the rebase date and implementation date being different, a few periods after the rebase have decimal places. This is to ensure the percent changes released remain consistent.

Seasonal adjustment of prices – fresh fruit and vegetables

Until the June 2006 month, fresh fruit and vegetable items that exhibited a seasonal pattern were adjusted to remove the effect of normal seasonal change. From the July 2006 month onwards, the FPI incorporates seasonally unadjusted prices for fresh fruit and vegetables.

This change is in line with a recommendation made by the 2004 CPI Revision Advisory Committee.

The ongoing, fully unadjusted FPI is linked at the June 2006 month to the previously published FPI, which is partly seasonally adjusted. As such, care is required when comparing annual movements over this transition period. Annual movements calculated over the annual period encompassing the June 2006 month were based on fully unadjusted index numbers for the latest month, compared with adjusted index numbers for fresh fruit and vegetables for the same month of the previous year.

Reconciling the FPI and food group of the CPI

When comparing the FPI and the food group of the CPI over a review period, note that the quarterly food group index number is not the average of the relevant three-monthly FPI numbers. Where there are changes to food basket items, prices for new CPI basket items would be collected in April, May and June (to apply the price change between the June and September quarters), whereas prices for new FPI items are collected for June (to apply the price change between June and July months).

The FPI has a monthly price reference period, and the prices for the June month can differ from the average of the April, May and June months. As a result, the monthly and quarterly base weights can differ, even though the same annual quantities were used.

Interpreting the data

Seasonal adjustment

The 2013 CPI Advisory Committee recommended we add analytical seasonally adjusted series to our publications. We produce an analytical series where the FPI (and CPI) are seasonally adjusted at the all groups, group, subgroup, and class levels. The headline FPI remains unadjusted. We have seasonally adjusted using direct adjustment rather than indirect since this produced better quality statistics. Indirect seasonal adjustment occurs when individual component series of the main aggregate series are seasonally adjusted, then aggregated to derive totals. For example, an indirect seasonally adjusted fruit series would be compiled by adding all the seasonally adjusted series (for apples, pears, kiwifruit, etc) together. Direct seasonal adjustment occurs when seasonal adjustment is done at the aggregate level, independently of seasonally adjusting the components. A direct seasonally adjusted fruit series would be made up by adjusting the aggregate of all the unadjusted series (for apples, pears, kiwifruit, etc). We use the x13 ARIMA-SEATS package to run our seasonal adjustment.

Seasonal availability of fruit and vegetables

Fruit and vegetable prices are reflected in the FPI when there is enough produce available to estimate representative average prices. For example, prices for nectarines are historically not included in the April and May FPI. Similarly, prices for strawberries are not included in the May and June FPI. This is because not enough prices can be collected from stores during these months. No price change is shown in the FPI for these items during these months. When produce returns to sufficient levels, the prices are again reflected in the FPI. Price movements then reflect the price change from the month that the item was last included to the current month.

Weighted average retail prices of selected food items


Table 3 contains a selection of weighted average retail prices for the current and previous months. These weighted average retail prices were calculated from prices collected in the June 2006 month. Subsequent months' weighted average prices are then calculated by applying price index movements for the relevant items. These are not statistically accurate measures of average transaction price levels, but are reliable indicators of percentage changes in prices.

Conceptual Variables

Food Price Index Series 2017


- [Food group - Food group](#)
- [Fruit and vegetables - Fruit and vegetables](#)
- [Grocery food - Grocery food](#)
- [Meat, poultry, and fish - Meat, poultry, and fish](#)
- [Non-alcoholic beverages - Non-alcoholic beverages](#)
- [Restaurant meals and ready-to-eat food - Restaurant meals and ready-to-eat food](#)


 Food group

 Fruit and vegetables

 Grocery food

 Meat, poultry, and fish

 Non-alcoholic beverages

 Restaurant meals and ready-to-eat food